



**ROBIN**

# ROBOTICS: INNOVATIONS FOR HEALTH CARE

**6 CME-  
PUNKTE**

**31<sup>ST</sup> AUGUST 2012  
FINAL CONFERENCE &  
ROBOT-ASSISTED SURGERY  
SYMPOSIUM**

**IHK (INDUSTRIE- UND  
HANDELSKAMMER) KIEL  
BERGSTR. 2, 24103 KIEL  
09.30–16.00 HRS**

Robin is a Danish-German  
Project to promote  
innovative solutions in  
Healthcare Robotics OUH–  
Odense Universitetshospital  
& Svendborg Sygehus  
Universitätsklinikum Schleswig-  
Holstein, Campus Kiel

Region of  
Southern Denmark

**OUH**  
Odense Universitetshospital  
Svendborg Sygehus

**UK  
SH** UNIVERSITÄTSKLINIKUM  
Schleswig-Holstein

**INTERREG4A**  
SYDDANMARK-SCHLESWIG-K.E.R.N.



European Union  
European Regional  
Development Fund  
Investing in your future



# 31 AUGUST 2012

## ROBIN - ROBOTICS: INNOVATIONS FOR HEALTHCARE FINAL CONFERENCE & SYMPOSIUM ON SURGICAL ROBOTICS

IHK (INDUSTRIE- UND HANDELSKAMMER) KIEL,  
BERGSTRASSE 2, 24103 KIEL

Dear ROBIN friends and network partners;  
Dear clinicians from the Region Syddanmark and Northern Schleswig-Holstein,

We cordially invite you to our final project conference. The event will focus on three aspects: overview of the project results, surgical robotics, and an outlook into future possibilities to promote healthcare innovation on both sides of the border.

It has been shown that the regions on both sides of the border share a keen interest in healthcare robotics and that healthcare technologies are a rapidly growing economical sector due to the need to consistently improve the quality of healthcare, while fighting the challenge of an aging population, declining figures in care personnel and lean budgets.

ROBIN has been trying to make a contribution by bringing clinicians and companies from both sides of the border together. Cross-border collaboration can set strong new impulses to solve clinical challenges for both sides. In fact, we found out that we can actually learn from each other!

A special focus of this event will be set on surgical robotics. There will be five expert presentations: on the DaVinci at OUH and future potentials, on HistoScanningTM and the potential for robot-navigated focal

therapy for prostate cancer, on Brainlab surgical navigation and the brandnew ADAPT solution for hip implants by Stryker, and finally on news from the Medical Robotics portfolio of KUKA (German market leader in robotics).

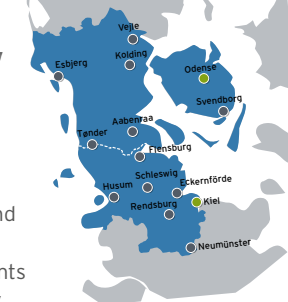
We expect that these presentations will contain exciting insights into the world of future robot-guided or navigated surgery techniques, which are about to affect nearly all surgical disciplines. Therefore, we are hoping for strong participation of hospital clinicians.

While ROBIN is coming to an end in autumn 2012, we are already preparing a follow-up project to preserve the healthcare robotics network and to continue "COLLaboration for INnovation" (COLLIN) between the major hospitals of the Interreg region. The focus will be on establishing permanent structures for a continued exchange of knowledge and cross-border project initiation between the two hospitals.

We look forward to welcoming you in Kiel!



**Dr. Kerstin Khalaj Hedayati**  
Scientific Project Manager (Kiel)

**Almut Kalz**  
Project Coordinator (Kiel)



## PROGRAMME

09.30	<b>Welcome coffee and breakfast snack</b>
10.00	<b>Welcome address</b> (Prof. Dr. Klaus-Peter Jünemann, Kiel)
10.15 - 11.00	<b>"The ROBIN Experience" - Overview of Project Results</b> Jesper Lakman, Dr. Kerstin Khalaj Hedayati, Almut Kalz
11.00 - 11.30	<b>No more "hit and miss": HistoScanning for targeted prostate biopsies and its potential for robot-guided focal therapy</b> Prof. Dr. Klaus-Peter Jünemann (Kiel)
11.30 - 12.00	<b>"The DaVinci® Code" - First Experience with Robot-assisted Surgery and Development of New Imaging Modalities at Odense University Hospital</b> Pernille T. Jensen, PhD, Thusius Rajeeth Savarimuthu, PhD (Odense)
	<b>Coffee break</b>
12.15 - 12.45	<b>Intraoperative 2D Navigation with Brainlab Software - Experience at the Kiel Traumatology Department</b> PD Dr. Sebastian Lippross (Kiel)
12.45 - 13.15	<b>New Camera-free Fluorobased Navigation System for Accurate Lag Screw Positioning - Experience at the Lübeck Traumatology Department</b> PD Dr. Arndt P. Schulz (Lübeck)/ Nils Reimers (Schönkirchen)
13.15 - 14.00	<b>Lunch Break</b>
14.00 - 14.30	<b>MR-Guided Surgery - Present and Future Perspectives</b> Prof. Dr. Arya Nabavi (Kiel)
14.30 - 15.00	<b>Medical Robotics at KUKA</b> Dr. Cyrill von Tiesenhausen (KUKA, Augsburg)
15.00 - 15.30	<b>Experience from the Lean &amp; Innovation Department of Odense University Hospital</b> Jesper Lakman (Odense)
16.00	<b>Farewell address and end of conference</b>
	<b>Coffee &amp; cake/ Opportunity for networking</b>



# LIST OF SPEAKERS

**Prof. Dr. med. Klaus-Peter Jünemann**

Director, Dept. of Urology and Pediatric Urology, University Hospital Schleswig-Holstein, Campus Kiel

**Penille T. Jensen, PhD**

Medical Director, DaVinci Center/ Gynaecology Dept., Odense University Hospital, Odense

**Thiusius Rajeeth Savarimuthu, PhD**

Assistant Professor, The Maersk Mc-Kinney Møller Institute, Odense

**PD Dr. med. Sebastian Lippross**

Oberarzt/Senior Physician, Traumatology Dept, University Hospital Schleswig-Holstein, Campus Kiel

**PD Dr. med. Arndt P. Schulz, M.R.C.S.**

Oberarzt/Senior Physician, Traumatology Dept, University Hospital Schleswig-Holstein, Campus Lübeck

**Prof. Dr. med. Arya Nabavi**

Vice Director, Department of Neurosurgery University Hospital Schleswig-Holstein, Campus Kiel

**Dr.-Ing. Cyrill von Tiesenhausen**

Business Development Manager Medical Robotics, KUKA Laboratories GmbH, Augsburg

**Jesper Lakman**

Project Manager, Lean and Innovation Dept. Odense University Hospital, Odense

## REGISTRATION FOR THE CONFERENCE

Please register before August 27 by sending an e-mail to [almut.kalz@uksh-kiel.de](mailto:almut.kalz@uksh-kiel.de) with the following details: full name/title, position/ institution, E-Mail address & phone number.

Alternatively, you can register by telephone under ++49-431-597-2035.

The event is **free of charge**.

